

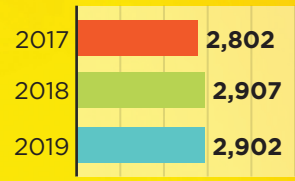


**YOUR  
2019 DATA  
SUMMARY**

**COURSE  
COUNT 64**

**35** FACE-TO-FACE  
**29** ONLINE  
**34** UG UPPER DIVISION  
**30** UG LOWER DIVISION

**CREDITS  
ATTEMPTED**  
3-Year Comparison



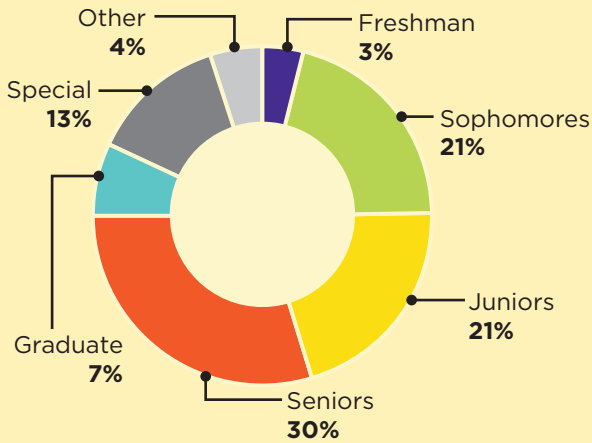
**FILL STATISTICS** | **22** SECTIONS MORE THAN 80% FULL  
**7** SECTIONS LESS THAN 50% FULL

**AVERAGE COMPLETION RATE 86%**

ACCESS AND CUSTOMIZE YOUR OWN DATA DASHBOARDS AT [WINONA.EDU/IPAR](http://WINONA.EDU/IPAR)

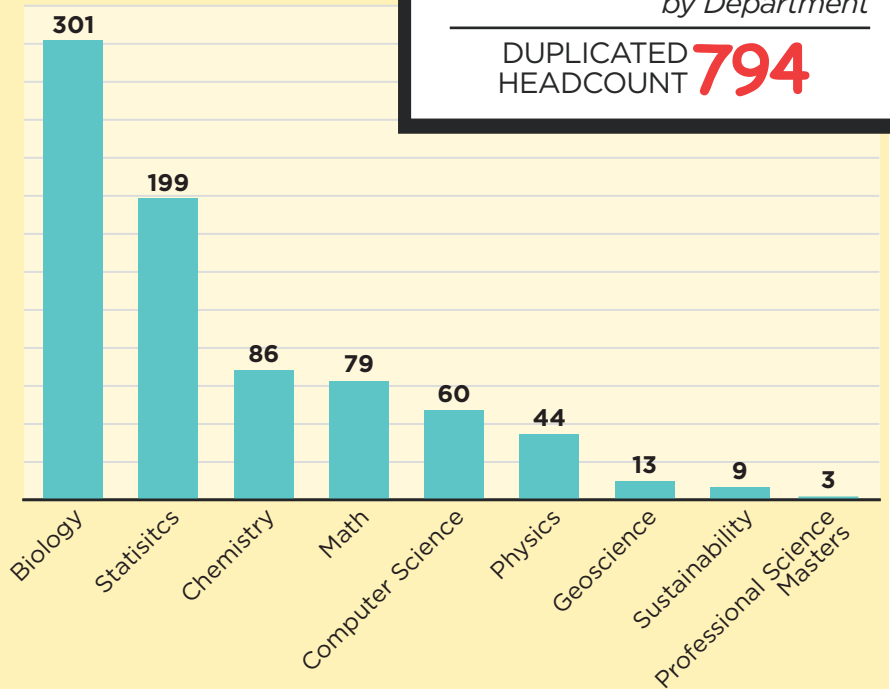
**HEADCOUNT BREAKDOWN**  
*by Student Class Status*

UNDUPLICATED  
HEADCOUNT **739**



**HEADCOUNT BREAKDOWN**  
*by Department*

DUPLICATED  
HEADCOUNT **794**



**ASSESSMENT DAY FEEDBACK**

124 COLA survey participants

**Of 520 RESPONSES**

- 94 COSE students indicated they prefer to take courses for their major during the summer
- 80 indicated they prefer summer courses be entirely online.

**IN RESPONSE to an open-ended question asking what else students wanted to share**

- 5 of 11 COSE students indicated a need for more online course options
- 3 students indicated concern or confusion regarding the cost of summer classes



CREDITS TRANSFERRED  
INTO COSE FROM  
SUMMER 2019 **752**

HEADCOUNT **192**

**TRANSFER-IN DATA**

**BREAKDOWN OF CREDITS  
TRANSFERRED IN BY DEPARTMENT**

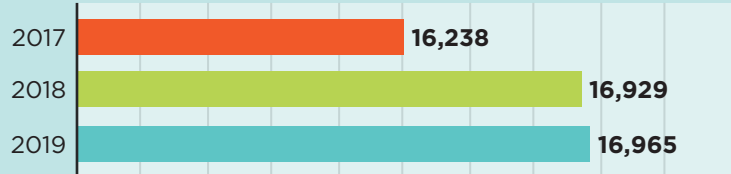
- Biology: 405 cr
- Mathematics: 127 cr
- Statistics: 80 cr
- Chemistry: 62 cr
- Physics: 32 cr
- Geoscience: 28 cr
- Computer Science: 12 cr
- Composite Materials Engineering: 6 cr

# OVERALL WINONA STATE SUMMARY



CREDITS ATTEMPTED **16,965**  
 UNDUPLICATED HEADCOUNT **3,041**  
 AVERAGE COMPLETION RATE **86%**

**WSU CREDITS ATTEMPTED**  
*3-Year Comparison*



<b>STUDENT CLASS HEADCOUNT BREAKDOWN</b>	FRESHMEN	3%
	SOPHOMORES	13%
	JUNIORS	18%
	SENIORS	42%
	GRADUATE	13%
	SPECIAL	8%
	OTHER	3%

## COLLEGE OF BUSINESS

CREDITS ATTEMPTED **2,982**  
 UNDUPLICATED HEADCOUNT **596**  
 COURSE COUNT **148**  
*Face-to-Face* **119**  
*UG Upper Division* **138**  
 FILL STATISTICS  
*Sections 80-100% Full* **26**  
*Sections Less than 50% Full* **3**  
 AVERAGE COMPLETION RATE **90%**

<b>STUDENT CLASS HEADCOUNT BREAKDOWN</b>	FRESHMEN	1%
	SOPHOMORES	9%
	JUNIORS	23%
	SENIORS	64%
	OTHER	3%

## COLLEGE OF EDUCATION

CREDITS ATTEMPTED **3,412**  
 UNDUPLICATED HEADCOUNT **851**  
 COURSE COUNT **108**  
*Face-to-Face* **67**  
*UG Upper Division* **43**  
 FILL STATISTICS  
*Sections 80-100% Full* **20**  
*Sections Less than 50% Full* **26**  
 AVERAGE COMPLETION RATE **85%**

<b>STUDENT CLASS HEADCOUNT BREAKDOWN</b>	FRESHMEN	2%
	SOPHOMORES	10%
	JUNIORS	14%
	SENIORS	41%
	GRADUATE	28%
	OTHER	5%

## COLLEGE OF LIBERAL ARTS

CREDITS ATTEMPTED **4,980**  
 UNDUPLICATED HEADCOUNT **1,024**  
 COURSE COUNT **173**  
*Face-to-Face* **119**  
*UG Upper Division* **93**  
 FILL STATISTICS  
*Sections 80-100% Full* **23**  
*Sections Less than 50% Full* **24**  
 AVERAGE COMPLETION RATE **83%**

<b>STUDENT CLASS HEADCOUNT BREAKDOWN</b>	FRESHMEN	4%
	SOPHOMORES	19%
	JUNIORS	27%
	SENIORS	43%
	OTHER	7%

## COLLEGE OF NURSING & HEALTH SCIENCES

CREDITS ATTEMPTED **2,689**  
 UNDUPLICATED HEADCOUNT **645**  
 COURSE COUNT **64**  
*Face-to-Face* **37**  
*UG Upper Division* **43**  
 FILL STATISTICS  
*Sections 80-100% Full* **11**  
*Sections Less than 50% Full* **3**  
 AVERAGE COMPLETION RATE **87%**

<b>STUDENT CLASS HEADCOUNT BREAKDOWN</b>	FRESHMEN	1%
	SOPHOMORES	12%
	JUNIORS	10%
	SENIORS	46%
	GRADUATE	20%
	SPECIAL	8%
	OTHER	3%