




**YOUR
2019 DATA
SUMMARY**

**COURSE
COUNT 108**

67 FACE-TO-FACE
41 ONLINE
43 UG UPPER DIVISION
65 UG LOWER DIVISION

**CREDITS
ATTEMPTED**
3-Year Comparison



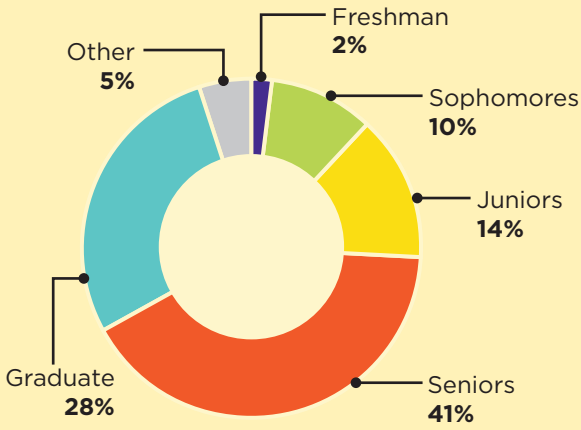
**FILL
STATISTICS** | **20** SECTIONS MORE THAN 80% FULL
26 SECTIONS LESS THAN 50% FULL

AVERAGE COMPLETION RATE 85%

ACCESS AND CUSTOMIZE YOUR OWN DATA DASHBOARDS AT WINONA.EDU/IPAR

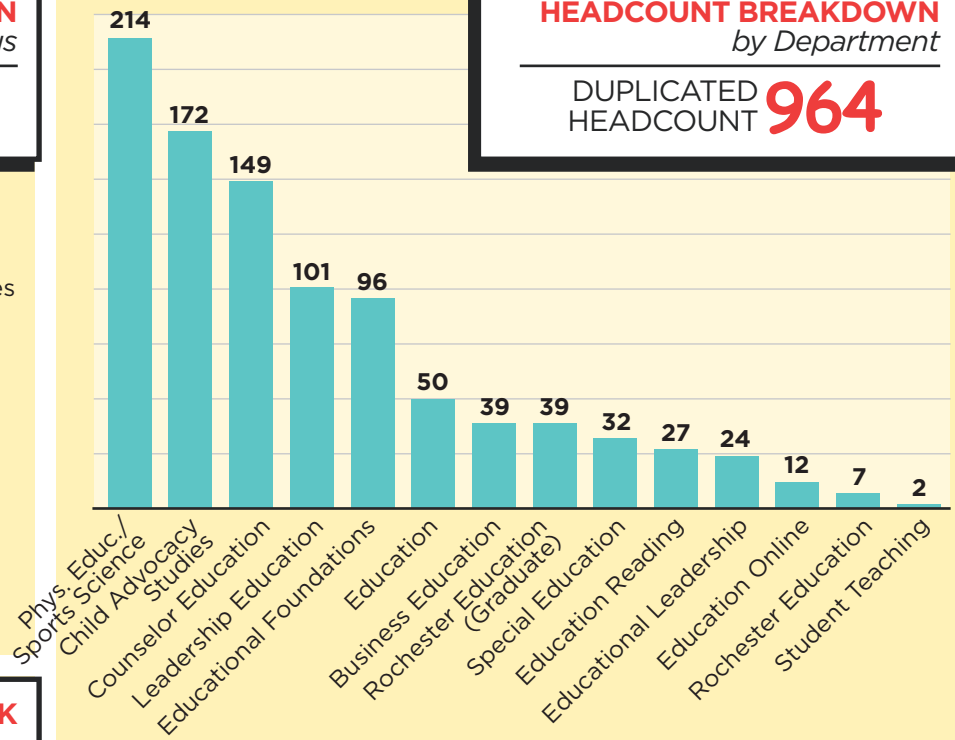
HEADCOUNT BREAKDOWN
by Student Class Status

UNDUPLICATED
HEADCOUNT **851**



HEADCOUNT BREAKDOWN
by Department

DUPLICATED
HEADCOUNT **964**



ASSESSMENT DAY FEEDBACK

135 COE survey participants

Of 525 RESPONSES

- 85 COE students indicated they prefer to take courses for their major during the summer
- 102 indicated they prefer summer courses be entirely online.
- **5 OF 12 OF COE STUDENTS** who responded to an open-ended question asking what else students wanted to share mentioned concern or confusion regarding the cost of WSU summer classes or living expenses.

CREDITS TRANSFERRED INTO COE FROM SUMMER 2019 **29**

HEADCOUNT **12**

BREAKDOWN OF CREDITS TRANSFERRED IN BY DEPARTMENT

TRANSFER-IN DATA

- Education Studies: 15 cr
- Physical Education & Recreation: 9 cr
- Physical Education & Sport Science: 5 cr

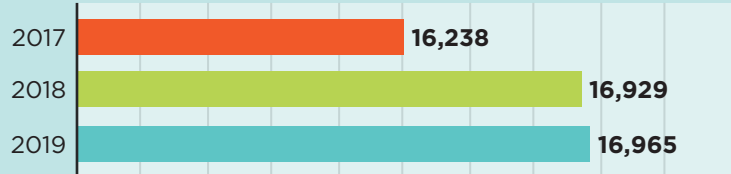


OVERALL WINONA STATE SUMMARY



CREDITS ATTEMPTED **16,965**
 UNDUPLICATED HEADCOUNT **3,041**
 AVERAGE COMPLETION RATE **86%**

WSU CREDITS ATTEMPTED
 3-Year Comparison



STUDENT CLASS HEADCOUNT BREAKDOWN	FRESHMEN	3%
	SOPHOMORES	13%
	JUNIORS	18%
	SENIORS	42%
	GRADUATE	13%
	SPECIAL	8%
	OTHER	3%

COLLEGE OF BUSINESS

CREDITS ATTEMPTED **2,982**
 UNDUPLICATED HEADCOUNT **596**
 COURSE COUNT **148**
 Face-to-Face **119**
 UG Upper Division **138**
 FILL STATISTICS
 Sections 80-100% Full **26**
 Sections Less than 50% Full **3**
 AVERAGE COMPLETION RATE **90%**

STUDENT CLASS HEADCOUNT BREAKDOWN	FRESHMEN	1%
	SOPHOMORES	9%
	JUNIORS	23%
	SENIORS	64%
	OTHER	3%

COLLEGE OF LIBERAL ARTS

CREDITS ATTEMPTED **4,980**
 UNDUPLICATED HEADCOUNT **1,024**
 COURSE COUNT **173**
 Face-to-Face **119**
 UG Upper Division **93**
 FILL STATISTICS
 Sections 80-100% Full **23**
 Sections Less than 50% Full **24**
 AVERAGE COMPLETION RATE **83%**

STUDENT CLASS HEADCOUNT BREAKDOWN	FRESHMEN	4%
	SOPHOMORES	19%
	JUNIORS	27%
	SENIORS	43%
	OTHER	7%

COLLEGE OF NURSING & HEALTH SCIENCES

CREDITS ATTEMPTED **2,689**
 UNDUPLICATED HEADCOUNT **645**
 COURSE COUNT **64**
 Face-to-Face **37**
 UG Upper Division **43**
 FILL STATISTICS
 Sections 80-100% Full **11**
 Sections Less than 50% Full **3**
 AVERAGE COMPLETION RATE **87%**

STUDENT CLASS HEADCOUNT BREAKDOWN	FRESHMEN	1%
	SOPHOMORES	12%
	JUNIORS	10%
	SENIORS	46%
	GRADUATE	20%
	SPECIAL	8%
	OTHER	3%

COLLEGE OF SCIENCE & ENGINEERING

CREDITS ATTEMPTED **2,902**
 UNDUPLICATED HEADCOUNT **739**
 COURSE COUNT **64**
 Face-to-Face **35**
 UG Upper Division **30**
 FILL STATISTICS
 Sections 80-100% Full **22**
 Sections Less than 50% Full **7**
 AVERAGE COMPLETION RATE **86%**

STUDENT CLASS HEADCOUNT BREAKDOWN	FRESHMEN	4%
	SOPHOMORES	21%
	JUNIORS	21%
	SENIORS	30%
	GRADUATE	7%
	SPECIAL	13%
	OTHER	5%