

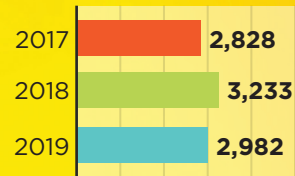


**YOUR  
2019 DATA  
SUMMARY**

**COURSE  
COUNT 148**

**119** FACE-TO-FACE  
**29** ONLINE  
**138** UG UPPER DIVISION  
**10** UG LOWER DIVISION

**CREDITS  
ATTEMPTED**  
3-Year Comparison



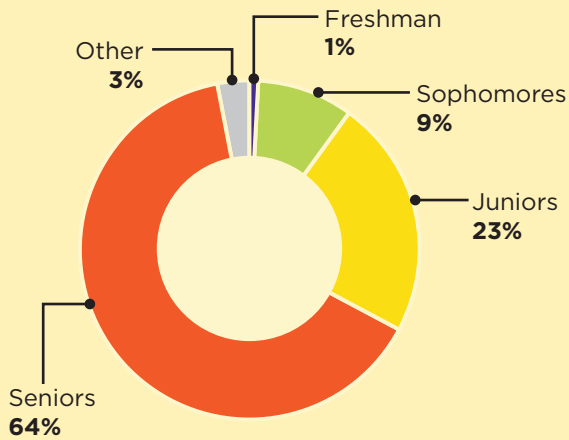
**FILL STATISTICS** | **26** SECTIONS MORE THAN 80% FULL  
**3** SECTIONS LESS THAN 50% FULL

**AVERAGE COMPLETION RATE 90%**

ACCESS AND CUSTOMIZE YOUR OWN DATA DASHBOARDS AT [WINONA.EDU/IPAR](http://WINONA.EDU/IPAR)

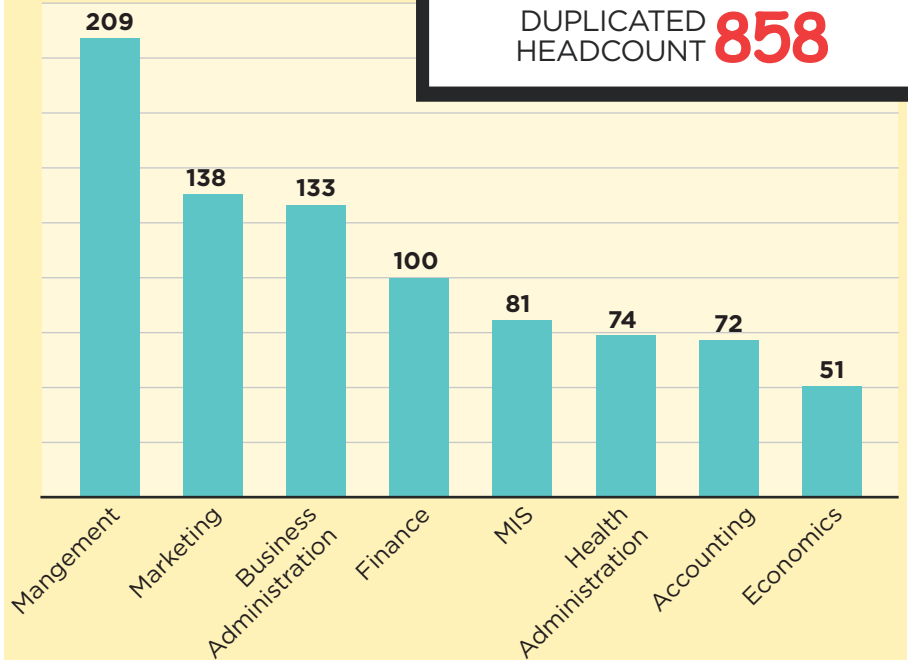
**HEADCOUNT BREAKDOWN**  
*by Student Class Status*

UNDUPLICATED  
HEADCOUNT **596**



**HEADCOUNT BREAKDOWN**  
*by Department*

DUPLICATED  
HEADCOUNT **858**



**ASSESSMENT DAY FEEDBACK**

95 COB survey participants

**Of 288 RESPONSES**

- 55 COB students indicated they prefer to take courses for their major during the summer
- 69 indicated they prefer summer courses be entirely online.

**Top 5 COB STUDENT MOTIVES** for taking summer classes:

1. To get ahead (51)
2. To graduate according to plan (50)
3. To keep up (30)
4. To catch up (29)
5. To improve overall GPA (23)

CREDITS TRANSFERRED INTO COB FROM SUMMER 2019 **344**

HEADCOUNT **86**

**TRANSFER-IN DATA**

**BREAKDOWN OF CREDITS TRANSFERRED IN BY DEPARTMENT**

- Economics: 120 cr
- Accounting: 110 cr
- Marketing: 33 cr
- Management: 30 cr
- Finance: 27 cr
- Business Administration: 24 cr

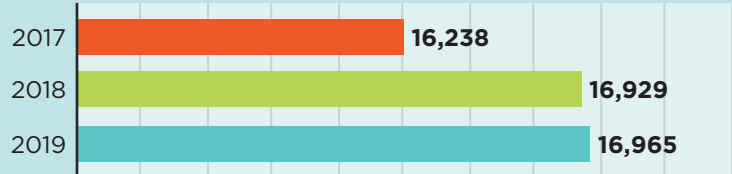


# OVERALL WINONA STATE SUMMARY



CREDITS ATTEMPTED **16,965**  
 UNDUPLICATED HEADCOUNT **3,041**  
 AVERAGE COMPLETION RATE **86%**

**WSU CREDITS ATTEMPTED**  
 3-Year Comparison



<b>STUDENT CLASS HEADCOUNT BREAKDOWN</b>	FRESHMEN	3%
	SOPHOMORES	13%
	JUNIORS	18%
	SENIORS	42%
	GRADUATE	13%
	SPECIAL	8%
	OTHER	3%

## COLLEGE OF EDUCATION

CREDITS ATTEMPTED **3,412**  
 UNDUPLICATED HEADCOUNT **851**  
 COURSE COUNT **108**  
     *Face-to-Face* **67**  
     *UG Upper Division* **43**  
 FILL STATISTICS  
     *Sections 80-100% Full* **20**  
     *Sections Less than 50% Full* **26**  
 AVERAGE COMPLETION RATE **85%**

<b>STUDENT CLASS HEADCOUNT BREAKDOWN</b>	FRESHMEN	2%
	SOPHOMORES	10%
	JUNIORS	14%
	SENIORS	41%
	GRADUATE	28%
	OTHER	5%

## COLLEGE OF LIBERAL ARTS

CREDITS ATTEMPTED **4,980**  
 UNDUPLICATED HEADCOUNT **1,024**  
 COURSE COUNT **173**  
     *Face-to-Face* **119**  
     *UG Upper Division* **93**  
 FILL STATISTICS  
     *Sections 80-100% Full* **23**  
     *Sections Less than 50% Full* **24**  
 AVERAGE COMPLETION RATE **83%**

<b>STUDENT CLASS HEADCOUNT BREAKDOWN</b>	FRESHMEN	4%
	SOPHOMORES	19%
	JUNIORS	27%
	SENIORS	43%
	OTHER	7%

## COLLEGE OF NURSING & HEALTH SCIENCES

CREDITS ATTEMPTED **2,689**  
 UNDUPLICATED HEADCOUNT **645**  
 COURSE COUNT **64**  
     *Face-to-Face* **37**  
     *UG Upper Division* **43**  
 FILL STATISTICS  
     *Sections 80-100% Full* **11**  
     *Sections Less than 50% Full* **3**  
 AVERAGE COMPLETION RATE **87%**

<b>STUDENT CLASS HEADCOUNT BREAKDOWN</b>	FRESHMEN	1%
	SOPHOMORES	12%
	JUNIORS	10%
	SENIORS	46%
	GRADUATE	20%
	SPECIAL	8%
	OTHER	3%

## COLLEGE OF SCIENCE & ENGINEERING

CREDITS ATTEMPTED **2,902**  
 UNDUPLICATED HEADCOUNT **739**  
 COURSE COUNT **64**  
     *Face-to-Face* **35**  
     *UG Upper Division* **30**  
 FILL STATISTICS  
     *Sections 80-100% Full* **22**  
     *Sections Less than 50% Full* **7**  
 AVERAGE COMPLETION RATE **86%**

<b>STUDENT CLASS HEADCOUNT BREAKDOWN</b>	FRESHMEN	4%
	SOPHOMORES	21%
	JUNIORS	21%
	SENIORS	30%
	GRADUATE	7%
	SPECIAL	13%
	OTHER	5%