

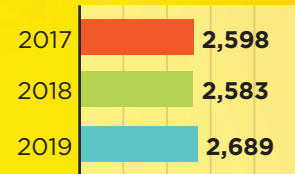


**YOUR  
2019 DATA  
SUMMARY**

**COURSE  
COUNT 64**

- 37 FACE-TO-FACE
- 27 ONLINE
- 43 UG UPPER DIVISION
- 21 UG LOWER DIVISION

**CREDITS  
ATTEMPTED**  
3-Year Comparison



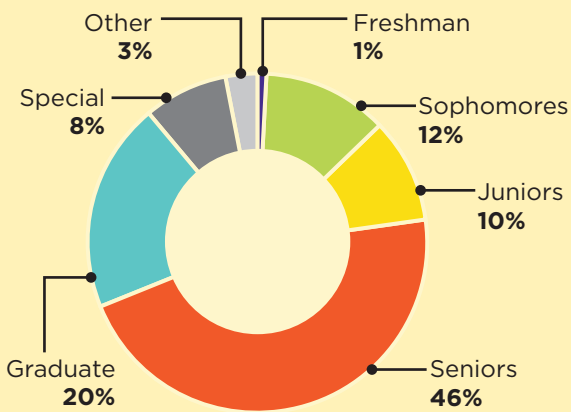
**FILL STATISTICS** | 11 SECTIONS MORE THAN 80% FULL  
3 SECTIONS LESS THAN 50% FULL

**AVERAGE COMPLETION RATE 87%**

ACCESS AND CUSTOMIZE YOUR OWN DATA DASHBOARDS AT [WINONA.EDU/IPAR](http://WINONA.EDU/IPAR)

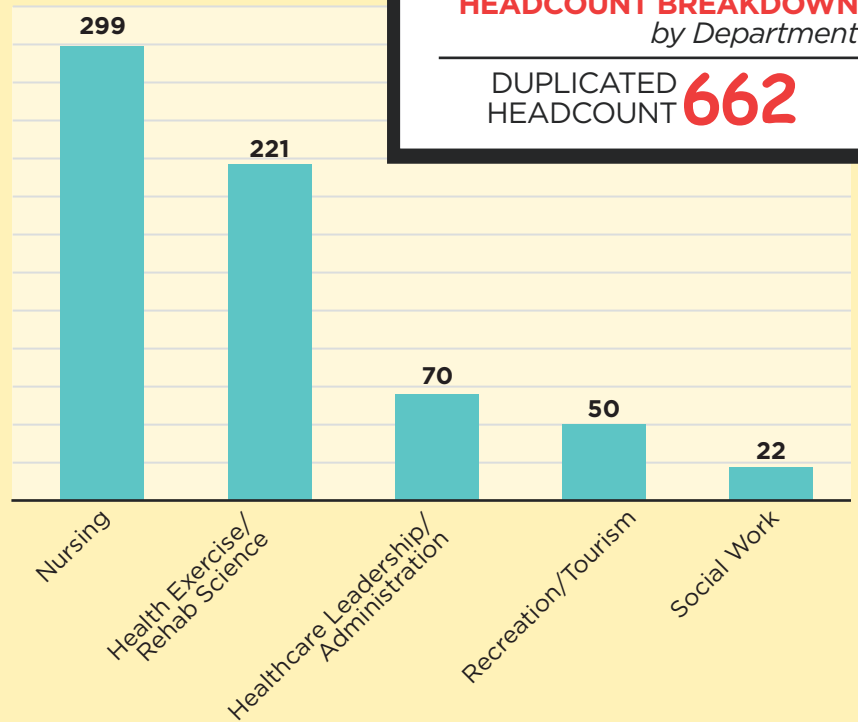
**HEADCOUNT BREAKDOWN**  
*by Student Class Status*

UNDUPLICATED  
HEADCOUNT **645**



**HEADCOUNT BREAKDOWN**  
*by Department*

DUPLICATED  
HEADCOUNT **662**



**ASSESSMENT DAY FEEDBACK**

241 CONHS survey participants

**Of 944 RESPONSES**

- 147 CONHS students indicated they prefer to take courses for their major during the summer
- 183 indicated they prefer summer courses be entirely online.

**IN RESPONSE to an open-ended question asking what else students wanted to share**

- 11 of 20 CONHS students indicated they wish to see more summer courses offered
- Some course needs called out: graduate nursing (2), online psychology (2), upper division Spanish (2), social work major, microbiology, online HERS options

CREDITS TRANSFERRED INTO CONHS FROM SUMMER 2019 **73**

HEADCOUNT **23**

**TRANSFER-IN DATA**

**BREAKDOWN OF CREDITS TRANSFERRED IN BY DEPARTMENT**

- Health, Exercise & Rehabilitative Sciences: 63 cr
- Nursing: 3 cr
- Social Work: 7 cr

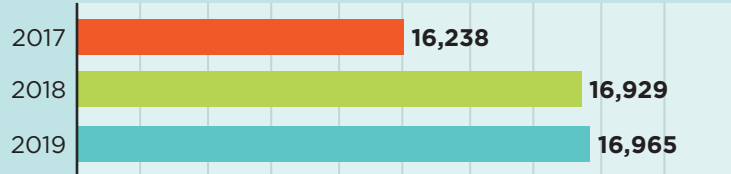


# OVERALL WINONA STATE SUMMARY



CREDITS ATTEMPTED **16,965**  
 UNDUPLICATED HEADCOUNT **3,041**  
 AVERAGE COMPLETION RATE **86%**

**WSU CREDITS ATTEMPTED**  
 3-Year Comparison



<b>STUDENT CLASS HEADCOUNT BREAKDOWN</b>	FRESHMEN	3%
	SOPHOMORES	13%
	JUNIORS	18%
	SENIORS	42%
	GRADUATE	13%
	SPECIAL	8%
	OTHER	3%

## COLLEGE OF BUSINESS

CREDITS ATTEMPTED **2,982**  
 UNDUPLICATED HEADCOUNT **596**  
 COURSE COUNT **148**  
     *Face-to-Face* **119**  
     *UG Upper Division* **138**  
 FILL STATISTICS  
     *Sections 80-100% Full* **26**  
     *Sections Less than 50% Full* **3**  
 AVERAGE COMPLETION RATE **90%**

<b>STUDENT CLASS HEADCOUNT BREAKDOWN</b>	FRESHMEN	1%
	SOPHOMORES	9%
	JUNIORS	23%
	SENIORS	64%
	OTHER	3%

## COLLEGE OF EDUCATION

CREDITS ATTEMPTED **3,412**  
 UNDUPLICATED HEADCOUNT **851**  
 COURSE COUNT **108**  
     *Face-to-Face* **67**  
     *UG Upper Division* **43**  
 FILL STATISTICS  
     *Sections 80-100% Full* **20**  
     *Sections Less than 50% Full* **26**  
 AVERAGE COMPLETION RATE **85%**

<b>STUDENT CLASS HEADCOUNT BREAKDOWN</b>	FRESHMEN	2%
	SOPHOMORES	10%
	JUNIORS	14%
	SENIORS	41%
	GRADUATE	28%
	OTHER	5%

## COLLEGE OF LIBERAL ARTS

CREDITS ATTEMPTED **4,980**  
 UNDUPLICATED HEADCOUNT **1,024**  
 COURSE COUNT **173**  
     *Face-to-Face* **119**  
     *UG Upper Division* **93**  
 FILL STATISTICS  
     *Sections 80-100% Full* **23**  
     *Sections Less than 50% Full* **24**  
 AVERAGE COMPLETION RATE **83%**

<b>STUDENT CLASS HEADCOUNT BREAKDOWN</b>	FRESHMEN	4%
	SOPHOMORES	19%
	JUNIORS	27%
	SENIORS	43%
	OTHER	7%

## COLLEGE OF SCIENCE & ENGINEERING

CREDITS ATTEMPTED **2,902**  
 UNDUPLICATED HEADCOUNT **739**  
 COURSE COUNT **64**  
     *Face-to-Face* **35**  
     *UG Upper Division* **30**  
 FILL STATISTICS  
     *Sections 80-100% Full* **22**  
     *Sections Less than 50% Full* **7**  
 AVERAGE COMPLETION RATE **86%**

<b>STUDENT CLASS HEADCOUNT BREAKDOWN</b>	FRESHMEN	4%
	SOPHOMORES	21%
	JUNIORS	21%
	SENIORS	30%
	GRADUATE	7%
	SPECIAL	13%
	OTHER	5%